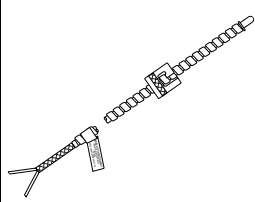
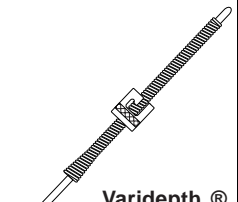
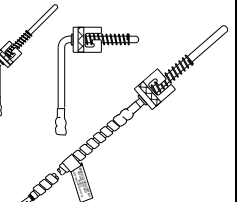
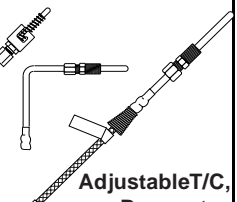
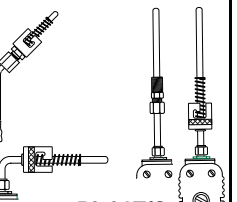


Thermocouple Selector

Thermocouples for Plastic Molding and Extrusion

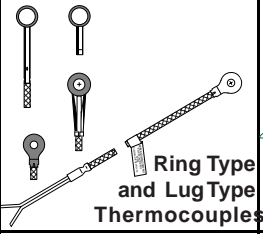
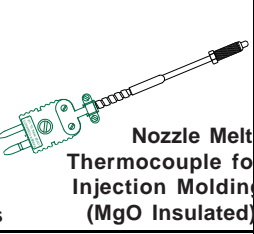
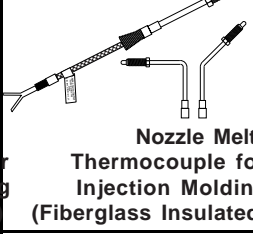
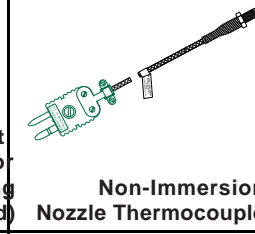
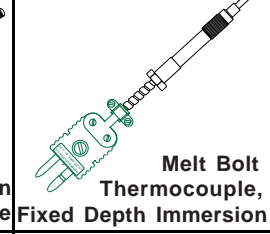
- Types J, K, E, or T
- 20 or 24 gauge
- Stripped, lugs, or plug/jack connector
- Single or dual element (if compatible)

	 Varidepth®, Armor Clad	 Varidepth®, Spring Style	 Fixed T/C, Bayonet	 Adjustable T/C, Bayonet or Compression	 Rigid T/C, Fixed or Adjustable
Options	<ul style="list-style-type: none"> • Single 20 or 24 gauge element; dual 24 gauge • Cap for 12 mm adapter • Cap for 15 mm adapter 	<ul style="list-style-type: none"> • Single 20 or 24 gauge element; dual 24 gauge • Brass tip • Stainless steel overbraid on flexible length • Cap for 12 mm adapter • Cap for 15 mm adapter 	<ul style="list-style-type: none"> • Straight, 90° angle or 45° angle probe • Fiberglass insulation with or without SS overbraid and/or armor clad tube on flexible length 	<ul style="list-style-type: none"> • Straight, 90° angle or 45° angle probe • Fiberglass insulation with or without SS overbraid and/or armor clad tube on flexible length • Adjustable bayonet lock cap or threaded compression fitting mount 	<ul style="list-style-type: none"> • Straight, 90° angle or 45° angle probe • Adjustable bayonet lock cap or threaded compression fitting mount • Miniature plastic weatherproof head also available for cold end connection
Applications	<p>These are general purpose thermocouples whose primary usage is on the barrels, nozzles and molds of plastic injection and plastic extrusion machinery. They are available in a wide variety of lengths, configurations and calibrations to meet virtually any need in the plastics manufacturing industries. Resistance temperature detectors are also available.</p>				
Features	<ul style="list-style-type: none"> • Locking cap adjusts to any position • Holds probe tip firmly against well bottom • T/C at tip for maximum heat transfer • Types J, K, E up to 750°F over probe and tube • Type T up to 500°F 	<ul style="list-style-type: none"> • Locking cap adjusts to any position • Holds probe tip firmly against well bottom • T/C at tip for maximum heat transfer • Maximum 750°F over probe and tube 	<ul style="list-style-type: none"> • Locking cap holds probe tip firmly against well bottom • T/C at tip for maximum heat transfer • Maximum 900°F over probe and tube 	<ul style="list-style-type: none"> • T/C at tip for maximum heat transfer • Maximum 900°F over probe and tube 	<ul style="list-style-type: none"> • T/C at tip for maximum heat transfer • Maximum 900°F over probe and tube except Type T is 700°F
Comments	Adjust to various depths thus eliminating the need to stock several fixed immersion depth sensors.	Adjust to various depths thus eliminating the need to stock several fixed immersion depth sensors.	Immersion depth fixed at factory as specified on order.	Bayonet lock available on 1/8" diameter tube only. Immersion depth fixed when sensor installed.	Adjustable bayonet lock available on 1/8" diameter tube only. Immersion depth of fixed depth models set at factory; adjustable depth set when sensor installed.
Page Popular Models	P011-33000-YYY-6-00 P011-33100-YYY-6-00 P011-33300-YYY-6-00	P111-31000-YYY-A-00 P111-31100-YYY-A-00 P111-31300-YYY-A-00	P011-33000-YYY-4-ZZ P011-33100-YYY-4-ZZ P011-33300-YYY-4-ZZ P111-31000-YYY-4-ZZ P111-31100-YYY-4-ZZ P111-31300-YYY-4-ZZ	P011-330XX-YYY-2-00 P011-331XX-YYY-2-00 P011-333XX-YYY-2-00 P111-310XX-YYY-2-00 P111-311XX-YYY-2-00 P111-313XX-YYY-2-00	P021-213XX-000-4-04 P021-343XX-000-2-00 P011-313XX-000-4-02
Page	2-12	2-16	2-20	2-26	2-28

Thermocouple Selector

- Types J, K, E, or T
- 20 or 24 gauge
- Stripped, lugs, or plug/jack connector
- Single or dual element (if compatible)

Thermocouples for Plastic Molding and Extrusion

	 <p>Ring Type and Lug Type Thermocouples</p>	 <p>Nozzle Melt Thermocouple for Injection Molding (MgO Insulated)</p>	 <p>Nozzle Melt Thermocouple for Injection Molding (Fiberglass Insulated)</p>	 <p>Non-Immersion Nozzle Thermocouple</p>	 <p>Melt Bolt Thermocouple, Fixed Depth Immersion</p>
Options	<ul style="list-style-type: none"> • Fiberglass insulated flexible lead with or without stainless steel overbraid 	<ul style="list-style-type: none"> • Fiberglass insulated flexible lead with or without armor clad tube 	<ul style="list-style-type: none"> • Straight, 90° angle or 45° angle probe • Fiberglass insulated flexible lead with or without stainless steel overbraid 	<ul style="list-style-type: none"> • Fiberglass insulation of flexible lead with or without stainless steel overbraid 	<ul style="list-style-type: none"> • MgO insulated • Fiberglass insulated with armor clad flexible lead • 3", 4", and 6" bolt lengths standard; other lengths available
Applications	Surface temperature sensing – such as barrel or mold. Often connected in parallel with another T/C to control average temperature.	Each of these sensors is designed with a melt bolt mounting system that provides highly sensitive and accurate reading of the temperature of the plastic melt in an injection molding machine. Choose from MgO insulated and Fiberglass insulated sensors with specified immersion depth; or select the non-immersion nozzle thermocouple.			Specially designed for melt stream of extruder. Provides accurate reading for tight control, smooth, consistent flow.
Features	<ul style="list-style-type: none"> • Available in copper or stainless steel • Rings and lugs to fit many stud sizes 	<ul style="list-style-type: none"> • Temperature rating of 750° excluding cold end termination • Probe can be formed over mandrel to any desired angle at installation. 	<ul style="list-style-type: none"> • Temperature rating of 750° excluding cold end termination 	<ul style="list-style-type: none"> • 1/4-28 thread size • Fast response 	<ul style="list-style-type: none"> • 1/2-20 UNF-2A mounting thread • Fast response
Comments	Typical process mount (bayonet lock, or compression fitting) not applicable. Ring or lug T/C tip is placed over threaded stud and secured with a nut.	T/C tip held firmly against chamfer seat by hole bolt on probe Fixed immersion depth Type J only	T/C tip held firmly against chamfer seat by hole bolt on probe Fixed immersion depth Type J only	Type J only	Type J only
Page Popular Models	P071-00100-024-7-02 P081-00200-036-7-11 P131-00300-018-7-10	P161-41F03-012-5-01	P151-21105-018-5-01	P131-21100-036-8-00 P261-21000-024-8-00	P011-51103-012-1-01 P161-41304-006-1-03 P161-51306-000-1-00
	2-32	2-34	2-34	2-36	2-38