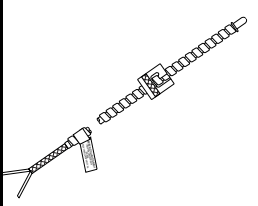
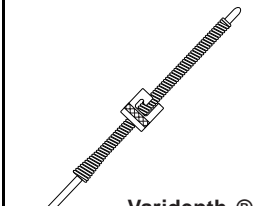
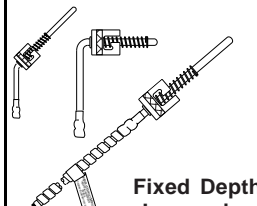
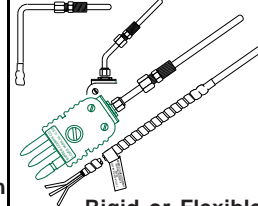



# RTD Selector

- 0.00391  $\Omega/\Omega^\circ\text{C}$  or 0.00385  $\Omega/\Omega^\circ\text{C}$
- 0.10% or 0.25% accuracy
- 2 or 3 wire
- Stripped, lugs, or plug/jack connector
- Single or dual element (if compatible)

## Resistance Temperature Detectors for Plastic Molding and Extrusion

					
<b>Options</b>	<ul style="list-style-type: none"> <li>• Cap for 12 mm adapter</li> <li>• Cap for 15 mm adapter</li> </ul>	<ul style="list-style-type: none"> <li>• 6 or 12 inch spring</li> <li>• Cap for 12 mm adapter</li> <li>• Cap for 15 mm adapter</li> </ul>	<ul style="list-style-type: none"> <li>• RTD with Type J thermocouple</li> <li>• Straight, 90° angle or 45° angle probe</li> <li>• Fiberglass insulation with or without SS overbraid and/or armor clad tube on flexible length</li> </ul>	<ul style="list-style-type: none"> <li>• RTD with Type J thermocouple</li> <li>• Straight, 90° angle or 45° angle probe</li> <li>• Fiberglass insulation with or without SS overbraid and/or armor clad tube on flexible length</li> </ul>	<ul style="list-style-type: none"> <li>• Single element only</li> </ul>
<b>Applications</b>	<p>These are general purpose RTDs whose primary usage is on the barrels, nozzles and molds of plastic injection and plastic extrusion machinery. They are available in a wide variety of lengths, configurations and calibrations to meet virtually any need in the plastics manufacturing industries. Thermocouples are also available.</p>				
<b>Features</b>	<ul style="list-style-type: none"> <li>• Locking cap adjusts to any position</li> <li>• Holds probe tip firmly against well bottom</li> <li>• RTD at tip for maximum heat transfer</li> </ul>	<ul style="list-style-type: none"> <li>• Locking cap adjusts to any position</li> <li>• Holds probe tip firmly against well bottom</li> <li>• RTD at tip for maximum heat transfer</li> </ul>	<ul style="list-style-type: none"> <li>• Locking cap holds probe tip firmly against well bottom</li> <li>• Sensor(s) at tip for maximum heat transfer</li> </ul>	<ul style="list-style-type: none"> <li>• Compression fitting used for fast mounting</li> <li>• RTD at tip for maximum heat transfer</li> </ul>	<ul style="list-style-type: none"> <li>• RTD at tip for maximum heat transfer</li> <li>• Fast response</li> <li>• 1/4-20 NF mounting thread</li> </ul>
<b>Comments</b>	Adjust to various depths thus eliminating the need to stock several fixed immersion depth sensors.	Adjust to various depths thus eliminating the need to stock several fixed immersion depth sensors.	Immersion depth fixed at factory as specified on order.	Immersion depth fixed at factory as specified on order; or, of adjustable models, set when sensor installed	Temperature range: -148° to 932°F (-100 to 500°C), except 350°F (176°C) when equipped with plug connector.
<b>Page Popular Models</b>	P711-33100-018-6-00 P731-33300-024-6-00 P711-33100-036-6-00	P711-31000-024-A-00 P711-31100-018-B-00 P741-31100-036-A-00	P711-31000-000-4-06 P761-33300-000-4-03 P721-31200-000-4-04	P711-31306-024-2-00 P721-33006-018-2-00 P741-31108-012-3-00	P721-00200-048-5-00 P751-00300-024-5-00
<b>Page</b>	2-15	2-18	2-24	2-30	2-37

# RTD Selector


## RTD for Plastics

## Resistance Temperature Detector for Industrial Applications

### Thermistor

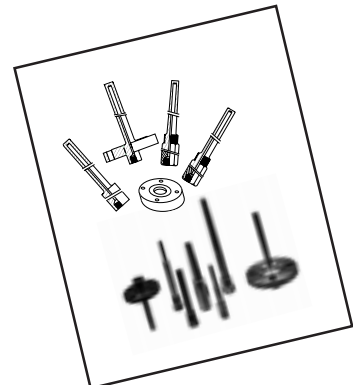
	Melt Bolt RTD	Fixed or Adjustable Immersion Depth	Fixed or Adjustable Immersion Depth
<b>Options</b>	<ul style="list-style-type: none"> <li>• Single element only</li> <li>• 3" Bolt length</li> <li>• 4" Bolt length</li> <li>• 6" Bolt length</li> <li>• Other bolt lengths available</li> </ul>	<ul style="list-style-type: none"> <li>• 10 k<math>\Omega</math>, 100 k<math>\Omega</math> or 1 M<math>\Omega</math> at 25°C</li> <li>• With or without J T/C</li> <li>• Straight, 90° angle or 45° angle probe</li> <li>• Stripped, lugs, or plug/jack cold end connector</li> <li>• With or without armor clad flexible length</li> </ul>	<ul style="list-style-type: none"> <li>• 0.00391 <math>\Omega/\Omega/^\circ\text{C}</math> or 0.00385 <math>\Omega/\Omega/^\circ\text{C}</math></li> <li>• 0.10% or 0.25% accuracy</li> <li>• 3 or 4 wire</li> <li>• Flexible lead</li> <li>• Teflon or Fiberglass insulation with or without armor clad or stainless steel overbraid</li> </ul>
<b>Applications</b>	Specially designed for melt stream of extruder. Provides accurate reading for tight control, smooth consistent flow.	This is a specialized sensor with limited, but general use. Typically considered a replacement item.	High accuracy sensor for use in industrial and laboratory applications.
<b>Features</b>	<ul style="list-style-type: none"> <li>• 0.00391 <math>\Omega/\Omega/^\circ\text{C}</math></li> <li>• 0.00385 <math>\Omega/\Omega/^\circ\text{C}</math></li> <li>• 1/2-20 UNF-2A Threads</li> </ul>	<ul style="list-style-type: none"> <li>• Rapid response</li> <li>• Easy to detect minor temperature changes</li> </ul>	<ul style="list-style-type: none"> <li>• Very linear</li> <li>• Very stable</li> </ul>
<b>Comments</b>	Temperature range: -148° to 932°F (-100 to 500°C), except 350°F (176°C) when equipped with plug connector.	Fixed depth set at factory per purchase order; adjustable depth set at time of installation	<ul style="list-style-type: none"> <li>• Single or dual element (if compatible)</li> <li>• Stripped, lugs, plug/jack, or large selection of cold end heads</li> </ul>
<b>Popular Models</b>	P731-52304-012-1-05 P721-42303-006-1-00	P721-33104-018-2-00 P431-33005-024-4-03	R711-66112-036-4-27 R711-65318-024-8-10
<b>Page</b>	2-40	2-22	3-22

Need thermocouple wire? extension wire? plugs? jacks? insulators? replacement elements? protection tubes? bushings?



See the Wire and Accessories section of this book!

Thermowells? Thermowell assemblies? We got 'em!



See the Thermowells section of this book!