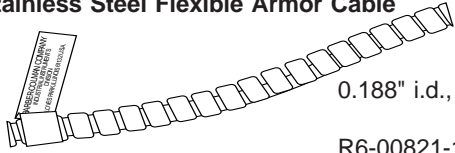


Accessories

Accessories

Schedule: S6

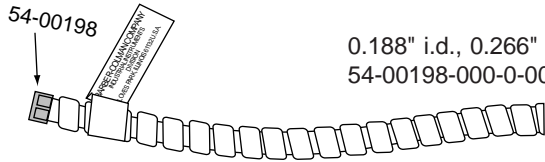
Stainless Steel Flexible Armor Cable



0.188" i.d., 0.266" o.d. Weight 0.6 ounce per foot.

R6-00821-100-0-00 \$1.00 per foot

Stainless Steel Flexible Armor Cable Assemblies

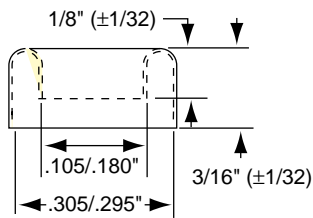


0.188" i.d., 0.266" o.d. Weight 0.6 ounce per foot.

54-00198-000-0-00 brass eyelet crimped on termination end.

A-09830-000-0-12	12" long
A-09830-000-0-24	24" long
A-09830-000-0-36	36" long
A-09830-000-0-48	48" long
A-09830-000-0-60	60" long
A-09830-000-0-72	72" long
A-09830-000-0-84	84" long
A-09830-000-0-96	96" long
A-09830-000-1-20	120" long
A-09830-000-1-44	144" long

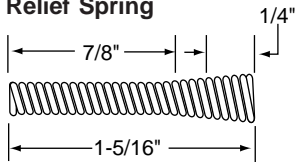
Brass Eyelet



To be inserted in termination end of flexible armor to protect lead wires from rough edge of armor cable. Crimping not needed. Weight 1 ounce.

54-00198-000-0-00

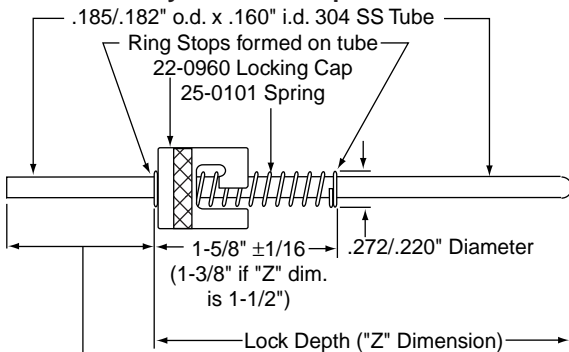
Relief Spring



Weight 1 ounce.

25-00360-000-0-00 1/4" o.d.
25-00361-000-0-00 5/16" o.d.

Probe with Bayonet Lock Cap



1" for straight probes; 2-3/4" for 45° and 90° probes (angles bent at final assembly)

Model

"Z" Dimension

Straight Probes

A-09831-000-0-01	1-1/2"
A-09831-000-0-04	3"
A-09831-000-0-06	4"
A-09831-000-0-08	5"
A-09831-000-0-10	6"
A-09831-000-0-13	7-1/2"

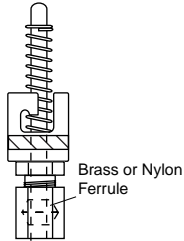
45° and 90° Angle Probes

A-09933-000-0-01	1-1/2"
A-09933-000-0-04	3"
A-09933-000-0-06	4"
A-09933-000-0-08	5"
A-09933-000-0-10	6"
A-09933-000-0-13	7-1/2"

Accessories

Schedule: S6

Adjustable Bayonet Lock Attachment



This device can be fitted over any 1/8" o.d. plain end thermocouple and adjusted to the selected immersion depth by tightening the compression fitting. With a suitable adapter, any immersion depth over 1/2" can be selected.

The fitting is shipped with both a nylon and brass ferrule. Nylon permits readjustment, but should not be exposed to temperature over 250°F. The brass ferrule cannot be adjusted after it is set. It is suitable for temperatures up to 900°F.

A-05205-000-0-00\$7.75

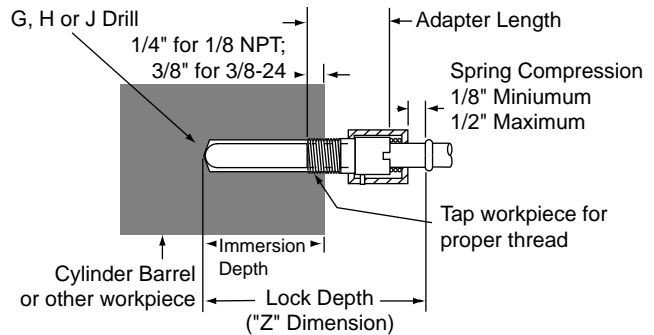
Bayonet Lock Adapters

To determine the nominal adapter length, proceed as follows:

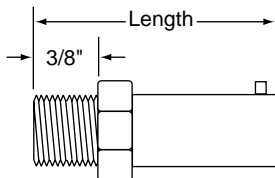
Adapters with 1/8 NPT: "Z" dimension minus hole depth minus 3/8".

Adapters with 3/8-24 thread: "Z" dimension minus hole depth minus 1/4"

Round the adapter up to the nearest 1/8".



Adapters with Hex Bushing



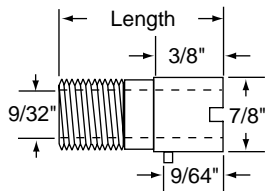
Model Number

Length Thread

Price Each

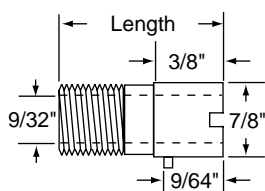
A-04790-000-0-00	7/8"	3/8-24
A-04791-000-0-00	1-1/8"	3/8-24
A-04792-000-0-00	1-1/2"	3/8-24

Adapters with Slot – Common Lengths



A-02709-001-0-00	13/16"	1/8 NPT
A-03076-001-0-00	15/16"	3/8-24
A-04017-000-0-00	1"	1/8 NPT
A-03077-001-0-00	1-1/2"	1/8 NPT
A-03179-000-0-00	1-1/2"	3/8-24
A-03092-001-0-00	2"	1/8 NPT
A-11124-000-0-00	2"	12-1 MM
A-03414-000-0-00	2-1/2"	1/8 NPT

Adapters with Slot – Custom Lengths (Minimum ten adapters per order)



A-11355-000-0-16	2"	1/8 NPT Order A-03092-001-0-00
A-11356-000-0-16	2"	3/8-24	
A-11355-000-0-18	2-1/4"	1/8 NPT	
A-11356-000-0-18	2-1/4"	3/8-24	
A-11355-000-0-20	2-1/2"	1/8 NPT	
A-11356-000-0-20	2-1/2"	3/8-24	
A-11355-000-0-22	2-3/4"	1/8 NPT	
A-11356-000-0-22	2-3/4"	3/8-24	
A-11355-000-0-24	3"	1/8 NPT	

