



1022



1025

Description

The models 1022 and 1025 are phase-angle SCR power controllers for use in single phase applications. The controllers are the same except the 1022 accepts command signals of 0-5 Vdc, 0-10 Vdc or a potentiometer. The model 1025 accepts a 4-20 mA command signal.

Both controllers control the RMS voltage to the load proportional to the command signal, independent of line voltage changes. The command signal is electrically isolated from the line and load voltage.

Applications

- Transformer coupled loads
- Lamp Loads
- Fast-responding resistive loads

Approvals



LISTED 3L32
INDUSTRIAL
CONTROL
EQUIPMENT



CERTIFIED
BY UL TO
CANADIAN
NATIONAL
STANDARDS

Features

Compact size

Soft start and missing cycle detection

Diagnostic indicator

Electrical isolation of command signal from load and line voltages.

RMS voltage control and line voltage compensation.

Continuous operation at 55°C

Advantages

Size of enclosure and panel space are reduced.

Provides slow application of power, reducing inrush (surge) currents. Prevents nuisance fuse blowing and circuit breaker tripping. Missing cycle detection prevents transformer saturation or damage due to power interrupts.

Light emitting diode (LED) provides visual indication of controller operation.

Eliminates potential ground loops. Provides safe operation with inexpensive, non-isolated process controllers.

Provides a stable control loop because RMS load voltage is proportional to command signal and is not affected by line voltage variations.

No de-rating required below 55°C.

Benefits

Valuable space is saved, enclosure costs are reduced.

Controllers may be used to operate transformer loads or loads that have a low cold resistance such as lamps.

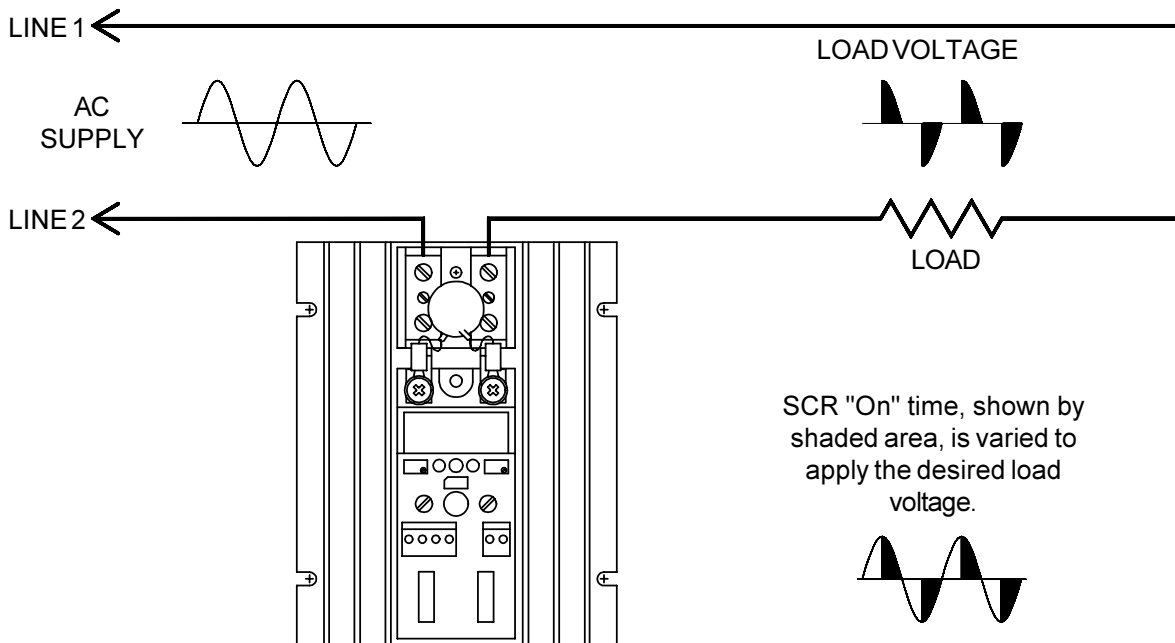
Provides an easily understood means to troubleshoot by inexperienced personnel. Reduces down-time.

A less costly, more reliable means to achieve good process control.

Product quality remains constant.

Improves reliability and provides long life operation.

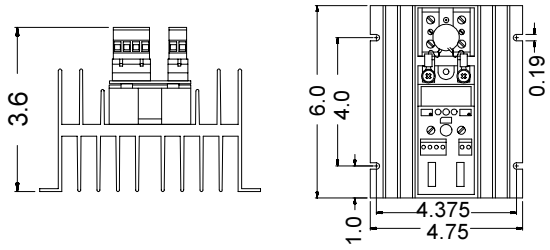
Phase Angle Operation



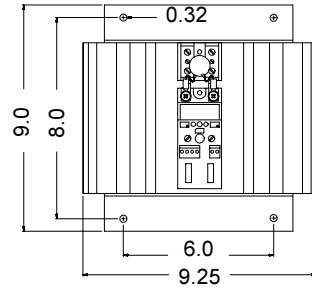
Specifications

Control Mode	Single phase, Phase-Angle control of RMS load voltage.		
Command Signal	Model 1022; 0-5 Vdc, 0-10 Vdc or potentiometer. Model 1025; 4-20 mA		
Power Circuit	Inverse parallel silicon controlled rectifier (SCRs)		
Operating Voltage	120, 240 or 480 Vac (+10%, -20%) 50/60 Hertz		
Ambient Temperature	Operating: 0° to 55°C (32 to 131°F) Storage: -40° to 80°C (-40 to 176°F)		
Humidity	0 to 90%, non-condensing.		
Isolation	Isolation between power circuit, command signal and ground is greater than 2500 volts RMS.		
Linearity	The RMS load voltage is linear within 2% of span of the command signal.		
Control Range	0 to 97% of supply voltage.		
Soft Start and Missing Cycle Detection	On startup or momentary power interruptions, the SCR conduction angle (SCR "on" time) is set to zero and then allowed to ramp to the desired value. This prevents surge currents often seen in inductive or variable resistance loads.		
dV/dT and MOV Protection	200 volts/usec minimum dv/dt snubber circuit and an MOV are used to protect against high frequency transients (dv/dt) and voltage spikes.		
Zero and Span Adjustment	20% of span.		
Mounting	Vertical surface with fins vertical. Because heatsinks are electrically isolated, units may be mounted adjacent to each other.		
Status Indicator	The intensity of the LED is proportional to the command signal. This feature provides the means for personnel to quickly and safely determine if the controller is operating correctly and to diagnose problems if they occur.		
Heat Dissipation	1.2 watts per amp.		
Physical	Weight; 10 thru 40 Amp; 2lbs, 70 Amp; 12 lbs Dimensions: Refer to installation drawing		
Current Rating	Model	Continuous RMS amps	Surge Current (amps)
			Peak 1 Cycle RMS 1 Second
	1022/25-XX-10	10	120 22
	1022/25-XX-20	20	250 40
	1022/25-XX-30	30	625 80
	1022/25-XX-40	40	1000 150
	1022/25-XX-70	70	1000 150

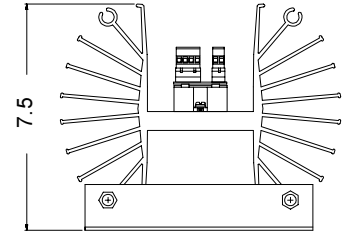
Installation Drawings



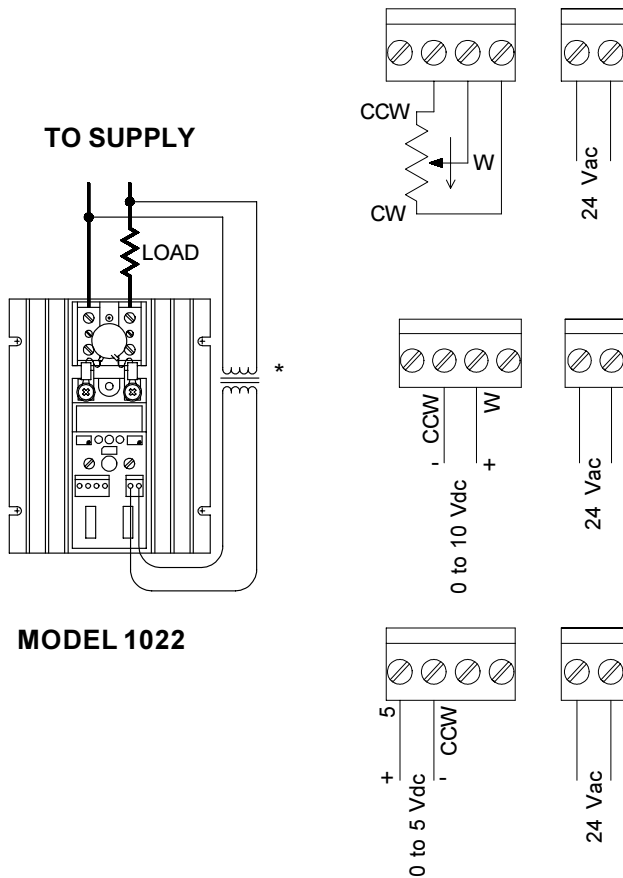
10 THRU 40 Amps



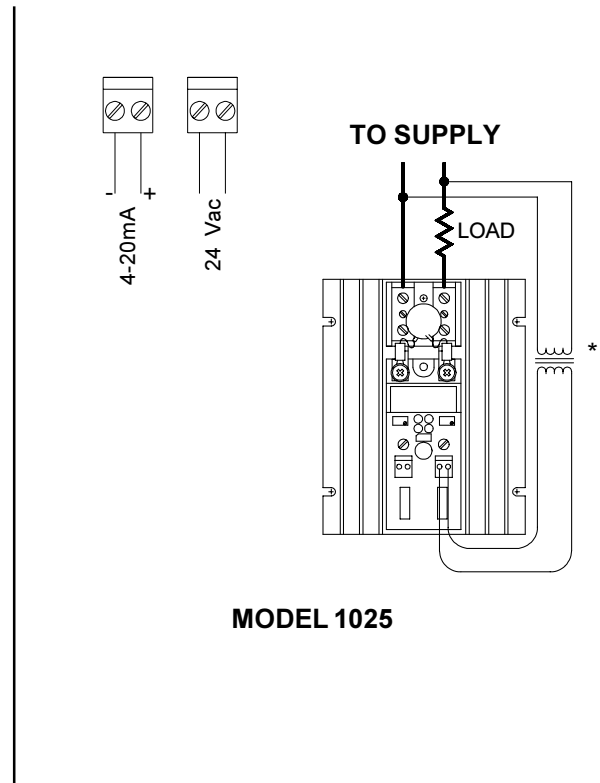
70 Amps



Electrical Connections



MODEL 1022




MODEL 1025

* Transformer supplied with controller

To Order

Specify Model: 1022 or 1025
 Specify Voltage: 12 = 120Vac, 24 = 240Vac, 48 = 480Vac.
 Specify Current: 10, 20, 30, 40, 70 Amps
 Example: 1022-48-40



Distributed Worldwide By
McGoff-Bethune, Inc.
 800-303-4705
 770-840-9811
www.mcgoff-bethune.com

Complementary Products

Control Concepts, Inc., offers a wide variety of phase angle and zero cross power controllers designed for your toughest process control applications. Single and Three Phase controllers with current ratings from 10 to 1000 amps in either single or three phase. In addition, Control Concepts, Inc. offers custom SCR power controllers to meet your unique requirements.

Control Concepts, Inc. has the expertise and the products to meet your specific industrial control needs. Call us today for answers that work.